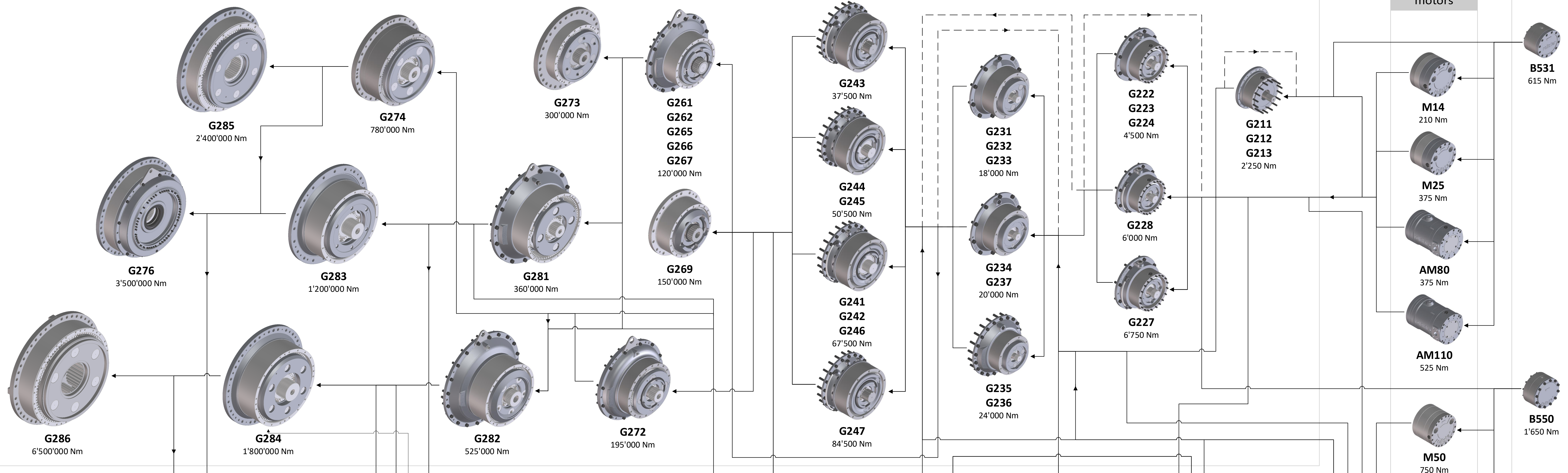



Max. torque intermittently

6'500'000 Nm    3'500'000 Nm    1'800'000 Nm    900'000 Nm    525'000 Nm    300'000 Nm    150'000 Nm    85'000 Nm    24'000 Nm    6'000 Nm    2'250 Nm    2'400 Nm    5'250 Nm


### Gear stages in general




### Hydraulic motors




### Brakes




### P4 / P5



### Power gear



### Power gear shiftable




### G300 shiftable



### Pick-off gear




### G4000



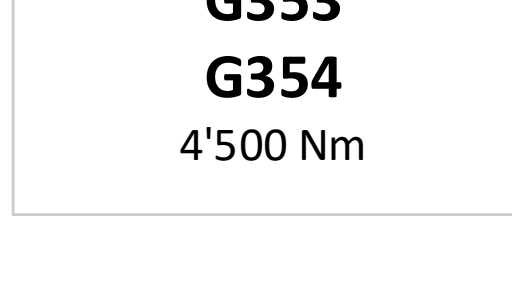
### G4000 shiftable



### Brakes special design



### G350



### Electric motors (foreign motors)

